



MEETING AGENDA – Tuesday, October 26th, 2021 1:30 PM
FloridaWest Economic Development Alliance – Board of Director’s Meeting
CO:LAB Pensacola
First Floor Conference Room

- | | |
|--|-------------|
| 1. Call to Order | Rick Byars |
| 2. Meeting publicly noticed (10.12.2021) | |
| 3. Public Comment | |
| 4. Action Items | |
| a. Approval of September 28 th , 2021 Minutes | Ryan Tilley |
| b. Approval of September 2021 Financials | |
| c. Approval of FY 21-22 Meeting Schedule | |
| 5. Discussion Items | |
| a. ED Project Updates | Scott Luth |
| i. Business Development | |
| ii. Workforce | |
| iii. Co:Lab | |
| iv. Cybersecurity/Military | |
| v. Marketing | |
| b. PEDC Board Update | |
| c. Legislative/Funding Updates | |
| d. Strategic Partner Updates (If in attendance) | |
| e. ED Calendar Review | |
| f. Joint Board Meeting: December 14 th | |
| 6. Other Business | |
| 7. Adjourn | |

Next Meeting: December 14th (Joint Meeting)

Fiscal Year Meeting Schedule

TBD



September 28th, 2021

CO:LAB Pensacola

418 W. Garden Street

FloridaWest Members Present: Rick Byars, Donnie McMahon, Don Palmer, Jim Waite, David Bear, Rebecca Ferguson, Olevia McNally

Investors Present: Dave Murzin, Josh Beardsley, Marcus McBride, KC Gartman, Dr. Ed Meadows

Staff: Scott Luth, Melissa Stoker, Danita Andrews, Casey Campbell, Patrick Rooney, Jessica Scholl, Craig Dalton

Guests: Brian Wyer

1. **Call to Order:** President Rick Byars called the meeting to order at 1:32 pm.
2. **Public Notice:** This meeting was publicly noticed on 9.14.21.
3. **Public Comment:** President Rick Byars requested public comment. Brian Wyer shared his appreciation for the Minority Chamber's event last week with more than 100 attendees. He acknowledged Casey Campbell's willingness to go above and beyond and presented her with a certificate of appreciation.
4. **Action Items:**
 - a. Approval of July 27th, 2021, Minutes:
Two modifications. Motion to approve with modifications.
David Bear motioned.
Jim Waite seconded.
Passed unanimously.
 - b. Approval of August 2021 Financials:
Scott Luth provided an update in Ryan Tilley's absence. He recapped the fiscal year to include Hurricane Sally insurance and PPP loan to help offset the Hurricane Sally expenses. The second payment for all the replacement furniture will occur after this fiscal year closes out. Scott Luth shared that we will still end the year in the positive. David Bear asked about our previously budgeted membership dues. Scott shared that Covid has slowed down membership efforts this year.
David Bear motioned to approve the financials.
Rebecca Ferguson seconded.
Passed unanimously.
 - c. FY 20-21 Budget Modification:
Scott Luth reviewed the provided FY 21 budget modification.
Jim Waite motioned to approve the proposed budget modification.
Rebecca Ferguson seconded.
Passed unanimously.
 - d. Office Nominating Committee:
Jim Waite provided a recap of the meeting held with the office nominating committee. The committee recommends the following slate:
President: Rick Byars
Vice President: David Bear
Secretary/Treasurer: Ryan Tilley
Alternate: Don Palmer

Scott Luth shared that he has spoken with each currently serving officer. Each is willing to continue to serve in their positions in alignment with the nominating committee recommendation.

Don Palmer motioned to approve.

Rebecca Ferguson seconded.

Passed unanimously.

5. Discussion Items:

a. Review of FY 21-22 Draft Budget

Scott Luth shared an overview of the proposed FY 22 budget. He also shared that we received full funding from the city and county. We will need to closely follow Co:Lab income and expenses after being closed for Hurricane Sally renovations. The \$80,000 payment to first place partners will be processed during this fiscal year. David Bear asked about the increase of payroll and benefits which Scott Luth addressed. Rick Byars asked Patrick Rooney about his confidence in renting space in CO:LAB Pensacola. While we have challenges with furniture, he is working the pipeline to move as quickly as possible. David Bear asked for insight on the \$30,000 non-dues income. Scott Luth shared that this reflects a database previously utilized in partnership with First Place Partners. We ultimately decided it was not a valuable endeavor going forward.

Donnie McMahon motioned to approve the FY 21-22 budget.

Jim Waite seconded.

Passed unanimously.

b. ED Project Updates

- 1. Business Development:** Danita Andrews recapped the 5 ERDF grant projects currently in progress. One has been approved, one close to approval, and three in the pipeline. These range from \$200,000 to \$850,000 in asks. Job creation is up to 30 to 70 per project. This money can go directly to the company where some other projects require a separate entity for passthrough. There will be a joint press release on these as contracts are finalized. She also provided an update on the expansion of FTZ 249. We are expecting approval in November. Scott Luth shared that we received the EDO grant to work with Century and other partners in the amount of \$35,000. The intent of the funds is to explore better ways to prepare and transition the high school students into the industry options in that area. Commissioner Steven Barry has set funds aside to help support this effort as well.
- 2. Workforce:** The Soar with Restore program in partnership with Commissioner Lumon May and PSC should hopefully be on the agenda for approval in October. This will evaluate wrap around efforts. We hope to see this launched first of 2022. Unemployment rates this month didn't change much this month. We do see a bump in minimum wage at the end of this week which will ripple through the economy.
- 3. CO:LAB:** Patrick Rooney recapped the report included in the packet. We have a pipeline with one approved, another awaiting funding, and another working out logistics from out of town. StartUp Weekend is the first weekend of November. The focus is on government innovative technologies.
- 4. Cybersecurity:** Craig Dalton shared the state cyber operations center discussion and effort to get that established here. We believe the state delegation that was here last week had a briefing with DHS and roundtable discussion on how to best bring this to fruition. There was a general sense of shock by the Senate delegation that all of this is happening here. This validated the efforts thus far, and we are developing a plan on how to proceed. Another key take away is bringing in city and county FDLE. The state CIO was here as well and is bought in. This is a strong step in the direction we have been driving. Craig also shared that the base is exploring how to get civilians to the flight academy and museum. The department of transportation is going to take the lead on the proposed \$24 million dollar project. A lot of the decision making is made elsewhere, and Scott and Craig will work to be on the front end of supporting this. Senator Broxson worked this effort diligently for the community. Scott and Craig have a meeting later this week to continue

moving forward. Rick Byars shared that Senator Broxson hosted a senate leadership delegation last week with Lewis and Belle Bear as hosts. Senator Broxson convened an impressive group of individuals to drive efforts as a reflection of his love of this community. A cohesive military strategy group has been meeting for the past few months. Rick Byars is seeing those efforts come to life. Scott Luth shared that between now and the next 30-45 days we expect to see military strategy efforts will transfer from the Chamber of Commerce to First Place Partners. This will be a two-county effort with a focus on naval assets. First Place Partners will need to develop an MOU and budget along with other various details to move this forward.

5. Marketing: Scott Luth directed the board to the calendar included in the packet. We are continuing to push messaging around Workforce and Cyber. We are still seeing strong results from these efforts. Rebecca Ferguson expressed her appreciation to Sena Maddison for help on the State of the Waterfront Annual Report, which resulted in an award for Excellence in Communication given by the American Association of Port Authorities (AAPA). Dr. Meadows shared that the PSC board approved the charter academy this morning for military families. It will go before the next board for review and consideration. Scott Luth shared several other updates related to business development efforts we are seeing in the area. He also provided an update on the Build Back Better efforts in our community.

c. PEDC Board Updates

Scott Luth shared that PEDC authorized three projects for triumph grant requests. It will be a busy couple of months as we get to get all of these submitted with the various key players and partners. There is no formal action for FloridaWest to take on these currently.

d. Legislative/Funding Updates

Scott Luth shared that we were awarded \$2.5M to go towards the intersection in front of Ascend. PEDC did accept the contract and authorized staff to proceed with an RFPs. The cost of construction increasing may result in a funding gap. There may be a combined funding request this next session. There will probably be at least an infrastructure request as well as workforce development ask potentially from the Governor's Growth Fund.

e. Strategic Partner Updates (if in attendance)

Dave Murzin shared that First Place Partners has a meeting next Tuesday at 2 pm. Julie Brown, Secretary of the Florida Department of Business and Professional Regulation, will be the guest speaker. Marcus McBride echoed the minimum wage increase. They have received increased funding to employee help and recruitment as we see this in combination with automation.

- f. ED Calendar Review: Please see the calendar included. Danita Andrews shared information about the upcoming Leadership Pensacola Regional Economic Development Day in October.

Next Meeting: October 26th, 2021

Adjourned at 2:45 pm by Rick Byars.

Respectfully Submitted By:

FloridaWest (CEDA)

Profit & Loss Budget Performance

October 2020 through September 2021

| | Oct '20 - Sep 21 | Budget | \$ Over Budget | % of Budget |
|--|---------------------|---------------------|-------------------|---------------|
| Income | | | | |
| 4200 · Investor Membership Dues | 20,000.00 | 40,000.00 | -20,000.00 | 50.0% |
| 4000 · Membership Dues | 200,000.00 | 280,000.00 | -80,000.00 | 71.43% |
| 4410 · Non-Dues Income | 9,188.70 | 30,000.00 | -20,811.30 | 30.63% |
| 4420 · Government Income | 150,000.00 | 150,000.00 | 0.00 | 100.0% |
| 4430 · PEDC | 735,000.00 | 735,000.00 | 0.00 | 100.0% |
| 4500 · CoLab - Rent | 5,671.46 | 0.00 | 5,671.46 | 100.0% |
| 4506 · Hurricane Insurance | 150,000.00 | 150,000.00 | 0.00 | 100.0% |
| Total 4500 · CoLab - Rent | 155,671.46 | 150,000.00 | 5,671.46 | 103.78% |
| 4450 · PPP Forgiven Loan | 112,030.00 | 0.00 | 112,030.00 | 100.0% |
| 4513 · CD Interest Income | 37.55 | 0.00 | 37.55 | 100.0% |
| 4512 · Miscellaneous Income | 287.11 | 1,000.00 | -712.89 | 28.71% |
| Total Income | 1,382,214.82 | 1,386,000.00 | -3,785.18 | 99.73% |
| Gross Profit | 1,382,214.82 | 1,386,000.00 | -3,785.18 | 99.73% |
| Expense | | | | |
| 5005 · Bank & Credit Card Fees | 657.00 | 1,000.00 | -343.00 | 65.7% |
| 5060 · Marketing, Adv & Promo/Investor | 217,702.12 | 230,000.00 | -12,297.88 | 94.65% |
| 5066 · Database/Research | 18,824.45 | 20,000.00 | -1,175.55 | 94.12% |
| 5100 · Audit Expense | 26,595.29 | 26,000.00 | 595.29 | 102.29% |
| 5105 · Legal Fees | 6,225.25 | 7,500.00 | -1,274.75 | 83.0% |
| 5120 · Auto Travel | 9,746.40 | 10,000.00 | -253.60 | 97.46% |
| 5140 · Business Travel | 7,138.93 | 15,000.00 | -7,861.07 | 47.59% |
| 5190 · Depreciation Expense | 0.00 | 15,000.00 | -15,000.00 | 0.0% |
| 5200 · Dues & Subscriptions | 6,976.88 | 7,000.00 | -23.12 | 99.67% |
| 5310 · Insur-D&O/Liab/Umbrella/EPLI | 5,715.00 | 7,000.00 | -1,285.00 | 81.64% |
| 5410 · Maint & Repair- Computers | 16,315.84 | 21,000.00 | -4,684.16 | 77.69% |
| 5440 · Meeting Expense | 2,095.69 | 2,000.00 | 95.69 | 104.79% |
| 5500 · CoLab Expenses | | | | |
| 5500-11 · CoLab Hurricane Renovations | 118,653.15 | 0.00 | 118,653.15 | 100.0% |
| Total 5500 · CoLab Expenses | 199,370.07 | 180,000.00 | 19,370.07 | 110.76% |
| 5559 · Workforce Marketing | 4,365.37 | 5,000.00 | -634.63 | 87.31% |
| 5600 · Miscellaneous Expense | 98.74 | 500.00 | -401.26 | 19.75% |
| 5610 · Postage | 574.50 | 500.00 | 74.50 | 114.9% |
| 5680 · Cyber/High Growth Companies | 23,868.62 | 25,000.00 | -1,131.38 | 95.47% |
| 57000 · Employee Wages & Benefits | 760,147.78 | 750,000.00 | 10,147.78 | 101.35% |
| 5800 · Supplies | 2,607.98 | 2,500.00 | 107.98 | 104.32% |
| 5915 · Telephone | 5,220.21 | 3,500.00 | 1,720.21 | 149.15% |
| 5925 · Cell Phones | 6,332.01 | 8,000.00 | -1,667.99 | 79.15% |
| 5954 · Copier Expense | 1,452.16 | 1,000.00 | 452.16 | 145.22% |
| 5980 · Rent Expense | 48,226.04 | 48,500.00 | -273.96 | 99.44% |
| Total Expense | 1,370,256.33 | 1,386,000.00 | -15,743.67 | 98.86% |
| Net Income | 11,958.49 | 0.00 | 11,958.49 | 100.0% |

FloridaWest (CEDA)
Balance Sheet
As of September 30, 2021
Sep 30, 21

ASSETS

Current Assets

Checking/Savings

| | |
|---------------------------------------|------------|
| 1000 · Checking- Private Hancock -363 | -10,491.20 |
| 1010 · Checking - Public Hancock- 355 | 115,442.89 |
| 1195 · Brokered Private CD's | 300,000.00 |
| 1175 · 21 Month Private CD - 2140 | 100,000.00 |
| 1150 · 6 Month Private CD - 2138 | 100,000.00 |

Total Checking/Savings 604,951.69

Accounts Receivable

| | |
|-----------------------------|------|
| 11000 · Accounts Receivable | 0.00 |
|-----------------------------|------|

Total Accounts Receivable 0.00

Other Current Assets

| | |
|---------------------|-----------|
| 1300 · Prepaid Rent | 18,750.00 |
|---------------------|-----------|

Total Other Current Assets 18,750.00

Total Current Assets 623,701.69

Fixed Assets

| | |
|--------------------------------------|------------|
| 1600 · Furniture and Fixtures | 44,009.73 |
| 1650 · Computers | 38,626.14 |
| 1700 · Accum Depreciation Computers | -23,929.31 |
| 1701 · Accum Depreciation Furn & Fix | -26,372.41 |

Total Fixed Assets 32,334.15

Other Assets

| | |
|-------------------------|----------|
| 1800 · Security Deposit | 1,000.00 |
|-------------------------|----------|

Total Other Assets 1,000.00

TOTAL ASSETS **657,035.84**

LIABILITIES & EQUITY

Liabilities

Current Liabilities

Other Current Liabilities

2300 · Other Payables

| | |
|-------------------------------|-----------|
| 2350 · Christmas Club Payable | 8,950.00 |
| 2300 · Other Payables - Other | 21,476.00 |

Total 2300 · Other Payables 30,426.00

2400 · Payroll Liabilities 24,081.00

Total Other Current Liabilities 54,507.00

Total Current Liabilities 54,507.00

Total Liabilities 54,507.00

Equity

3200 · Unrestricted Net Assets 590,570.35

Net Income 11,958.49

Total Equity 602,528.84

TOTAL LIABILITIES & EQUITY **657,035.84**

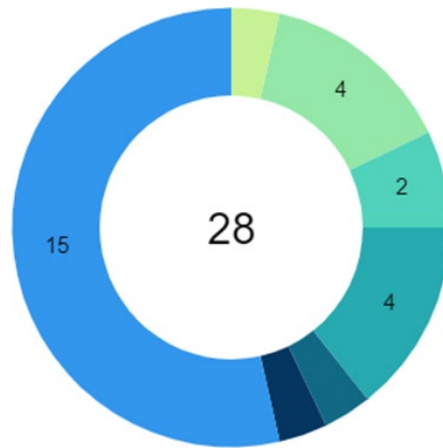
BUSINESS DEVELOPMENT

Year to Date

September 30, 2021

Active Projects 28
Active Project Site Visits 23
Existing Industry Visits 179

PROJECTS **1987** JOBS **12** NEW RELOCATIONS
16 LOCAL EXPANSIONS



Primary Target Industry

- Aviation/Aerospace
- Business Services
- Cyber Security
- Distribution/Logistics
- Health & Life Sciences
- Information Technology
- Manufacturing

4TH QUARTER EXISTING INDUSTRY VISITS

179

| Month | Visits |
|-----------|--------|
| OCTOBER | 11 |
| NOVEMBER | 18 |
| DECEMBER | 11 |
| JANUARY | 14 |
| FEBRUARY | 12 |
| MARCH | 13 |
| APRIL | 15 |
| MAY | 12 |
| JUNE | 19 |
| JULY | 20 |
| AUGUST | 18 |
| SEPTEMBER | 16 |

| Date | Company |
|-----------|-------------------------------------|
| 8/4/2021 | Oren International |
| 8/29/2021 | Randstad |
| 8/12/2021 | Guided Particle Systems, Inc. |
| 8/13/2021 | Sunlisant |
| 8/13/2021 | Intelligent Retinal Imaging Systems |
| 8/18/2021 | Paradigm Parachute |
| 8/26/2021 | Tech Farms Capital |
| 8/27/2021 | Kukua Institute |
| 9/7/2021 | Merrill Land Company |
| 9/14/2021 | IHMC |
| 9/15/2021 | Paradigm Parachute. |
| 9/15/2021 | ST Engineering |
| 9/28/2021 | Engineered Cooling Services |
| 9/30/2021 | GST |

| # EMPLOYEES | SECTOR |
|-------------|--------------------|
| 45 | Manufacturing |
| 2 | Business Services |
| 3 | R&D |
| 2 | R&D |
| 50 | Headquarters |
| 38 | Manufacturing |
| 2 | Business Services |
| 3 | Headquarters |
| 26 | Business Services |
| 100 | R&D |
| 38 | Manufacturing |
| 160 | Aviation |
| 70 | IT |
| 20 | Education Services |

ANNOUNCEMENTS



JOBS GOAL = 2000 (by 2023)

15 PROJECTS / 2 NEW RELOCATIONS
2019-2020 13 LOCAL EXPANSIONS

| New Jobs | Retained Jobs | Average Wage | Annual Payroll | Capital Investment |
|----------|---------------|--------------|----------------|--------------------|
| 1622 | 70 | \$47,122 | \$76,763,490 | \$277,350,000 |

SPECIAL PROJECTS - FTZ #249 ALTERNATE SITE FRAMEWORK (ASF) REORGANIZATION

- o Approved by the US Department of Commerce, Foreign Trade Zones Board on October 5, 2021, to include service area of Escambia, Santa Rosa and Okaloosa Counties.

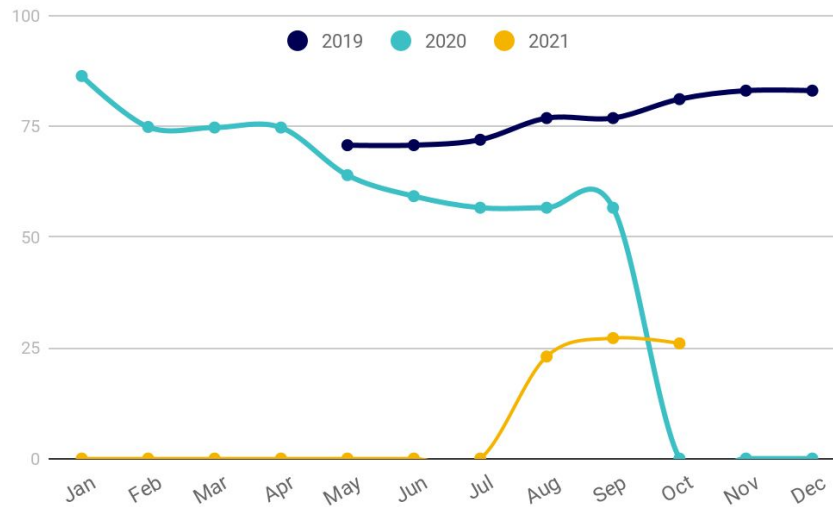
FloridaWest - Business Expansion and Relocation Announcements

| Company | Sector | New Jobs | Retained Jobs | Average Wage | Annual Payroll | Capital Investment |
|--|--------------------|-------------|---------------|-----------------|---------------------|----------------------|
| Economic Development Announcements (2014-2018) | 16 Projects | 5358 | 608 | \$53,948 | \$311,077,402 | \$477,258,200 |
| Lost Key Media | Business Services | 3 | | \$42,000 | \$126,000 | NA |
| May, 2019 | | | | | | |
| American Tire Distributors | Distribution | 30 | 20 | \$32,000 | \$1,600,000 | \$4,000,000 |
| June, 2019 | | | | | | |
| ST Engineering Aerospace | Aviation | 1325 | | \$45,394 | \$60,147,050 | \$245,000,000 |
| July, 2019 | | | | | | |
| Social Icon | Business Services | 3 | | \$36,000 | \$108,000 | NA |
| August, 2019 | | | | | | |
| Qualia Is | Business Services | 2 | | \$50,000 | \$100,000 | NA |
| March 2020 | | | | | | |
| EBI Management Group, Inc. | Business Services | 14 | | \$65,000 | \$910,000 | \$350,000 |
| March, 2020 | | | | | | |
| Girl Catch Fire | Business Services | 1 | | \$50,000 | \$50,000 | NA |
| April, 2020 | | | | | | |
| CoFlyt | IT | 5 | | \$45,000 | \$225,000 | NA |
| May, 2020 | | | | | | |
| Right on Target Marketing | Business Services | 2 | | \$40,000 | \$80,000 | NA |
| May, 2020 | | | | | | |
| Speaker Training | Business Services | 1 | | \$50,000 | \$50,000 | NA |
| May, 2020 | | | | | | |
| Altius Marketing | Business Services | 1 | | \$55,000 | \$55,000 | NA |
| May 2020 | | | | | | |
| Blue Wind Technologies | Manufacturing | 120 | | \$41,937 | \$5,032,440 | \$2,500,000 |
| May 2020 | | | | | | |
| Ascend Performance Materials | Manufacturing | 10 | 30 | \$67,000 | \$2,680,000 | \$20,000,000 |
| June 2020 | | | | | | |
| Cordele Intermodal | Business Services | 5 | 20 | \$42,000 | \$1,050,000 | \$3,500,000 |
| June 2020 | | | | | | |
| Streamline Boats | Manufacturing | 100 | | \$45,500 | \$4,550,000 | \$2,000,000 |
| September 2020 | | | | | | |
| 5-year Goals To Date | 15 Projects | 1622 | 70 | \$47,122 | \$76,763,490 | \$277,350,000 |
| FY 2014-2020 Totals | 31 Projects | 6980 | 678 | \$50,645 | \$387,840,892 | \$754,608,200 |

October 2021

OCCUPANCY REPORT

Occupancy (Goal: 80%)

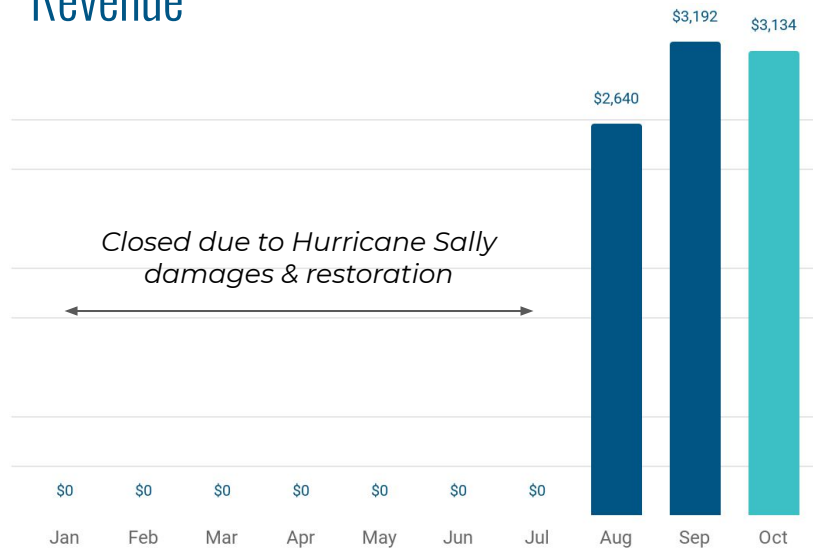


2,606 SQ. FT.
OF 10,206 TOTAL

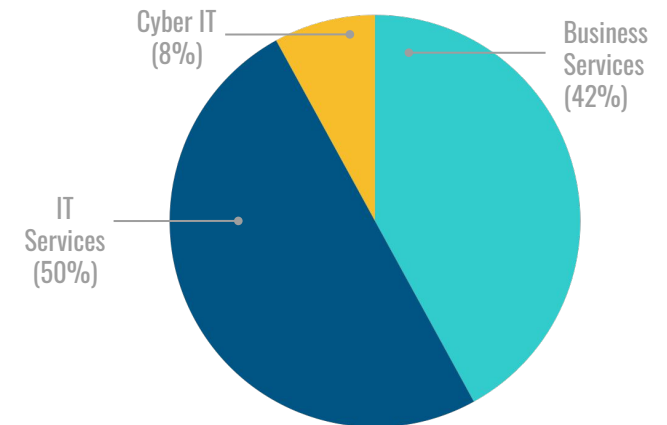
8
COMPANIES

24 EMPLOYEES

Revenue



Employees by Industry



Companies

Snap Soccer
Vivid Bridge Studios

Year 3

128 Creative Collective
ARGO Cyber Systems
Capacity Path
Envision CMS
National Energy USA
Mind Marketing Group

Year 1

Graduates & Former Clients

Data Revolution, *Graduated Sep '20*
Guided Particle Systems, Inc., *Moved out Sep '20*
Warfighter Fitness, *Moved out Sep '20*
N Star Investments, *Moved out Sep '20*
Tag Tech, *Moved out Sep '20*
Angler Up, *Moved out Sep '20*
Association Resource Solutions, *Moved out Sep '20*
Coast Software, *Moved out Jul '20*
Girl Catch Fire, *Moved out Jun '20*
Altius Marketing, *Graduated May '20*
Coflyt, *Moved out May '20*
Social Icon, *Moved out May '20*
Speaker Training, *Moved out May '20*
Right on Target Marketing, *Moved out May '20*
Pensacola Media Group, *Shut down May '20*
EBI Management Group, *Graduated Mar '20*
Qualia Is, *Moved out Mar '20*
Samantha Weaver, *Moved out Sep '19*
The Strength Group, *Moved out Sep '19*

Community

TENANT NEWS Following Hurricane Ida, **Capacity Path** collaborated with AERObridge, a group of pilots who use private aircraft to provide emergency response. Through their efforts, they delivered several thousand pounds of water, food, and medical supplies to devastated areas in Louisiana. Capacity Path also set up a wellness oasis at the distribution center, offering mental health and psychosocial support resources to residents and relief workers.

Capacity Path's mission is to support disaster-stricken communities to recover efficiently and expediently through restoring resilience and providing tools to thrive amidst adverse circumstances.

Lost Key Media, *Graduated May '19*
Hatchmark Studio, *Graduated Aug '18*
Your Techno Geeks, *Moved out May '18*
Intelligent Retinal Imaging Systems, *Grad. Apr '18*
Robotics Unlimited, *Moved out Oct '17*
Hexad Analytics, *Moved out Apr '17*
Accountingfly, *Graduated Feb '17*
Paint University, *Graduated Feb '17*
FFCFC, *Moved out Feb '17*
Jewel Graphics, *Moved out Apr '17*
Broker Frameworks, *Moved out Feb '17*
Koala Pickup, *Moved out Feb '17*
Re Vera Services, LLC, *Graduated Sep '16*
Clearstream, *Graduated Sep '16*
Pay Cell Systems, *Graduated Jun '16*
Robotics Unlimited, Inc., *Graduated Dec '15*
Engineering & Planning Resources, *Graduated Apr '14*
The Analyst Group, *Graduated Jul '12*

Overview of the CareerSource Escarosa Region
Not Seasonally Adjusted
October 22, 2021

- The unemployment rate in the CareerSource Escarosa region (Escambia and Santa Rosa counties) was 3.9 percent in September 2021. This rate was 1.2 percentage points lower than the region's year ago rate of 5.1 percent. The region's September 2021 unemployment rate was 0.4 percentage point lower than the state rate of 4.3 percent. The labor force was 242,253, up 14,320 (+6.3 percent) over the year. There were 9,373 unemployed residents in the region.
- Santa Rosa County had the lowest unemployment rate (3.3 percent) in the CareerSource Escarosa region followed by Escambia County (4.2 percent).
- In September 2021 nonagricultural employment in the Pensacola-Ferry Pass-Brent MSA was 187,700, an increase of 6,100 jobs (+3.4 percent) over the year.
- The mining, logging, and construction (+10.3 percent); manufacturing (+4.4 percent); and government (+0.3 percent) industries grew faster in the metro area than statewide over the year.
- The Pensacola-Ferry Pass-Brent MSA had the third fastest annual job growth rate compared to all the metro areas in the state in mining, logging, and construction (+10.3 percent) in September 2021.
- The industries gaining in jobs over the year were leisure and hospitality (+2,000 jobs); mining, logging, and construction (+1,200 jobs); education and health services (+800 jobs); trade, transportation, and utilities (+700 jobs); financial activities (+700 jobs); manufacturing (+300 jobs); professional and business services (+200 jobs); other services (+100 jobs); and government (+100 jobs).
- The information industry was unchanged over the year.

Note: All data are subject to revision.

Source: Florida Department of Economic Opportunity, Bureau of Workforce Statistics and Economic Research.

| Unemployment Rates (not seasonally adjusted) | Sep-21 | Aug-21 | Sep-20 |
|---|---------------|---------------|---------------|
| CareerSource Escarosa | 3.9% | 4.5% | 5.1% |
| Escambia County | 4.2% | 4.8% | 5.7% |
| Santa Rosa County | 3.3% | 3.9% | 4.0% |
| Florida | 4.3% | 4.9% | 7.3% |
| United States | 4.6% | 5.3% | 7.7% |

| Nonagricultural Employment by Industry (not seasonally adjusted) | Pensacola-Ferry Pass-Brent Metropolitan Statistical Area | | | | Florida | | | |
|---|---|---------------|---------------|---------------------------|----------------|---------------|---------------|---------------------------|
| | Sep-21 | Sep-20 | change | percent change | Sep-21 | Sep-20 | change | percent change |
| Total Employment | 187,700 | 181,600 | 6,100 | 3.4 | 8,836,200 | 8,399,700 | 436,500 | 5.2 |
| Mining, Logging, and Construction | 12,800 | 11,600 | 1,200 | 10.3 | 583,600 | 564,000 | 19,600 | 3.5 |
| Manufacturing | 7,100 | 6,800 | 300 | 4.4 | 383,500 | 372,700 | 10,800 | 2.9 |
| Trade, Transportation, and Utilities | 34,500 | 33,800 | 700 | 2.1 | 1,789,200 | 1,729,200 | 60,000 | 3.5 |
| Wholesale Trade | 5,900 | 5,700 | 200 | 3.5 | 356,600 | 338,300 | 18,300 | 5.4 |
| Retail Trade | 24,000 | 23,700 | 300 | 1.3 | 1,072,100 | 1,051,700 | 20,400 | 1.9 |
| Transportation, Warehousing, and Utilities | 4,600 | 4,400 | 200 | 4.5 | 360,500 | 339,200 | 21,300 | 6.3 |
| Information | 1,500 | 1,500 | 0 | 0.0 | 135,600 | 128,200 | 7,400 | 5.8 |
| Financial Activities | 15,900 | 15,200 | 700 | 4.6 | 621,100 | 590,700 | 30,400 | 5.1 |
| Professional and Business Services | 24,800 | 24,600 | 200 | 0.8 | 1,424,400 | 1,346,700 | 77,700 | 5.8 |
| Education and Health Services | 31,300 | 30,500 | 800 | 2.6 | 1,348,100 | 1,296,900 | 51,200 | 3.9 |
| Leisure and Hospitality | 24,300 | 22,300 | 2,000 | 9.0 | 1,092,200 | 941,200 | 151,000 | 16.0 |
| Other Services | 6,600 | 6,500 | 100 | 1.5 | 342,800 | 314,200 | 28,600 | 9.1 |
| Government | 28,900 | 28,800 | 100 | 0.3 | 1,115,700 | 1,115,900 | -200 | 0.0 |

| Population | 2020 | 2019 | change | percent change |
|-----------------------|-------------|-------------|---------------|---------------------------|
| CareerSource Escarosa | 511,503 | 503,966 | 7,537 | 1.5 |
| Escambia County | 322,364 | 319,379 | 2,985 | 0.9 |
| Santa Rosa County | 189,139 | 184,587 | 4,552 | 2.5 |
| Florida | 21,733,312 | 21,492,056 | 241,256 | 1.1 |

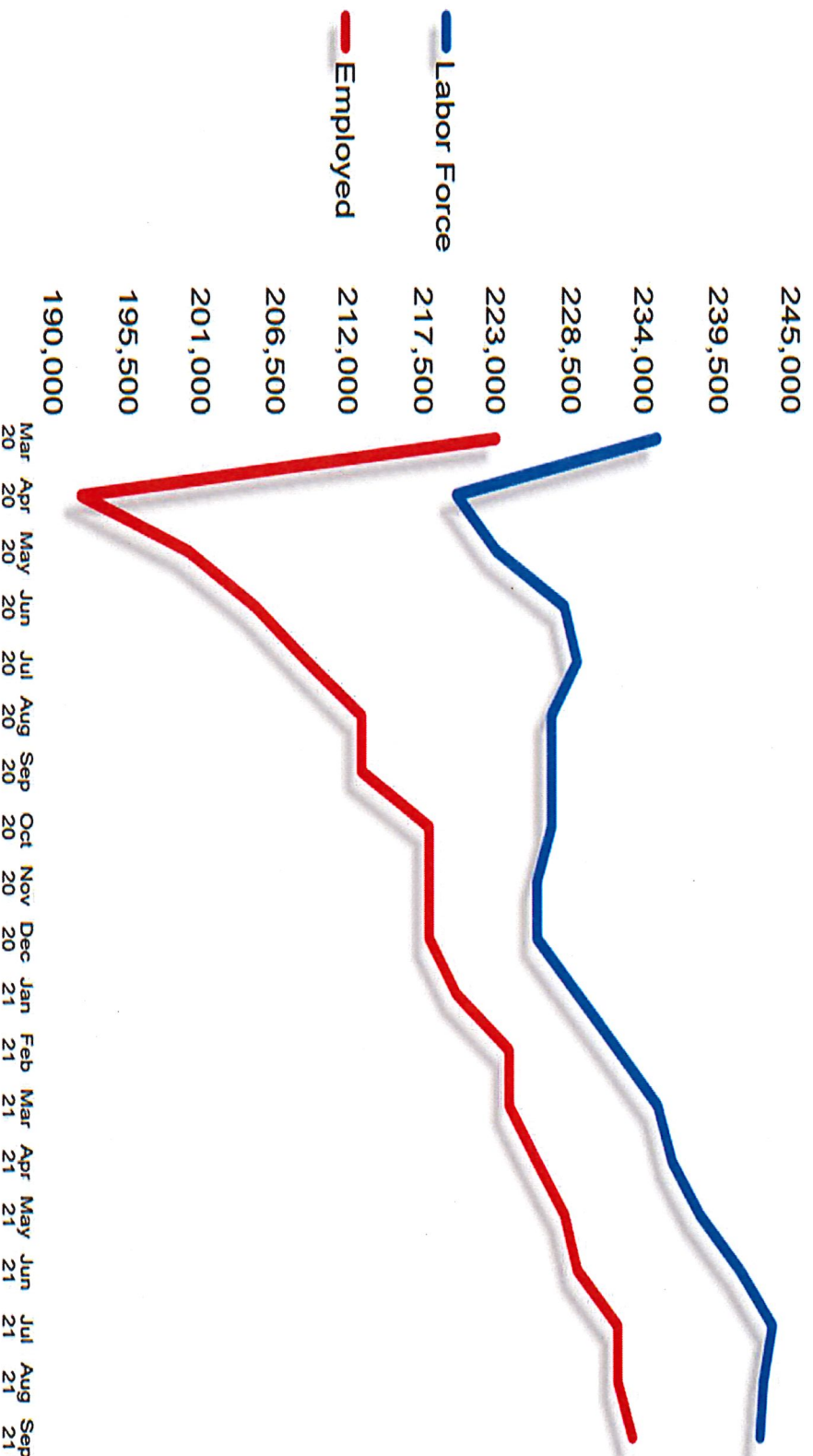
| Average Annual Wage | 2020 | 2019 | change | percent change |
|----------------------------|-------------|-------------|---------------|---------------------------|
| CareerSource Escarosa | \$47,247 | \$44,347 | \$2,900 | 6.5 |
| Escambia County | \$48,847 | \$45,786 | \$3,061 | 6.7 |
| Santa Rosa County | \$41,701 | \$39,341 | \$2,360 | 6.0 |
| Florida | \$55,845 | \$51,744 | \$4,101 | 7.9 |

Note: All data are subject to revision.

Source: Florida Department of Economic Opportunity, Bureau of Workforce Statistics and Economic Research.

| Employment / Unemployment Data | Pensacola-Ferry Pass-Brent Metropolitan Statistical Area | | | | | | | | | | | | | |
|--|--|-------------------|---------|---------|---------|---------|---------|---------|---------|---------|---------|----------------------------|-------------------------------|--|
| | Jan 20 | Apr 20 (COVID-19) | Jan 21 | Feb 21 | Mar 21 | Apr 21 | May 21 | Jun 21 | Jul 21 | Aug 21 | Sep 21 | Difference Aug - Sep 21 | Difference Jan 20 - Sep 21 | Difference Apr 20 (COVID-19) - Sep 21 |
| Unemployment Rate | 3.7% | 12.0% | 4.1% | 4.4% | 4.5% | 4.5% | 4.3% | 5.2% | 4.8% | 4.5% | 3.9% | -0.6% | 0.2% | -8.1% |
| Labor Force | 230,019 | 218,140 | 229,667 | 232,608 | 235,190 | 236,735 | 238,650 | 241,381 | 243,568 | 242,790 | 242,253 | (537) | 12,234 | 24,113 |
| Total Unemployed | 8,508 | 25,952 | 9,311 | 8,331 | 10,690 | 10,656 | 10,247 | 12,539 | 11,599 | 10,847 | 9,373 | (1,474) | 865 | (16,579) |
| Total Employment | 221,511 | 192,188 | 220,356 | 224,277 | 224,500 | 226,079 | 228,603 | 228,842 | 231,969 | 231,943 | 232,880 | 937 | 11,369 | 40,692 |
| Total Non-Agricultural Employment | 186,000 | 173,200 | 183,600 | 185,700 | 185,600 | 186,800 | 185,900 | 185,600 | 185,600 | 187,400 | 187,700 | 300 | 1,700 | 14,500 |
| Mining, Logging, and Construction | 12,500 | 12,100 | 11,800 | 12,100 | 12,100 | 12,100 | 12,300 | 12,500 | 12,800 | 12,500 | 12,800 | 300 | 300 | 700 |
| Manufacturing | 7,000 | 6,500 | 6,800 | 6,900 | 6,900 | 6,900 | 6,900 | 7,000 | 7,000 | 7,100 | 7,100 | 0 | 100 | 600 |
| Trade, Transportation, and Utilities | 33,700 | 30,900 | 34,000 | 34,200 | 34,000 | 33,700 | 33,700 | 34,000 | 34,100 | 34,100 | 34,500 | 400 | 800 | 3,600 |
| Wholesale Trade | 5,700 | 5,600 | 5,700 | 5,700 | 5,800 | 5,700 | 5,700 | 5,800 | 5,900 | 5,900 | 5,900 | 0 | 200 | 300 |
| Retail Trade | 23,700 | 21,300 | 23,900 | 24,000 | 23,700 | 23,600 | 23,500 | 23,700 | 23,700 | 23,600 | 24,000 | 400 | 300 | 2,700 |
| Transportation, Warehousing, and Utilities | 4,300 | 4,000 | 4,400 | 4,500 | 4,500 | 4,400 | 4,500 | 4,500 | 4,500 | 4,600 | 4,600 | 0 | 300 | 600 |
| Information | 1,600 | 1,600 | 1,500 | 1,500 | 1,500 | 1,500 | 1,500 | 1,500 | 1,500 | 1,500 | 1,500 | 0 | (100) | (100) |
| Financial Activities | 14,900 | 14,600 | 15,200 | 15,300 | 15,200 | 15,400 | 15,400 | 15,500 | 15,700 | 16,100 | 15,900 | (200) | 1,000 | 1,300 |
| Professional and Business Services | 24,100 | 22,900 | 25,900 | 26,700 | 25,900 | 26,400 | 25,900 | 25,500 | 25,200 | 25,300 | 24,800 | (500) | 700 | 1,900 |
| Education and Health Services | 31,200 | 29,300 | 30,700 | 30,800 | 31,000 | 31,200 | 31,200 | 30,900 | 30,900 | 31,400 | 31,300 | (100) | 100 | 2,000 |
| Leisure and Hospitality | 25,700 | 20,800 | 22,900 | 23,000 | 23,800 | 24,100 | 24,300 | 24,700 | 24,900 | 24,600 | 24,300 | (300) | (1,400) | 3,500 |
| Other Services | 6,400 | 5,200 | 6,500 | 6,600 | 6,500 | 6,500 | 6,600 | 6,600 | 6,600 | 6,600 | 6,600 | 0 | 200 | 1,400 |
| Government | 28,900 | 29,300 | 28,300 | 28,700 | 28,700 | 28,900 | 28,100 | 26,400 | 26,900 | 28,200 | 28,900 | 700 | 0 | (400) |

Pensacola MSA Labor Force



November

2021

Subtitle

Marketing Campaigns in October

Manufacturing Month

Cyber Conferences Targeted

CO:LAB Videos released

ST Engineering – UPS Partnership

CyberCoast Website Analytics Sept - Oct

605 unique visitors / Washington



| Sunday | Monday | Tuesday | Wednesday | Thursday | Friday | Saturday |
|--------|--------|---|----------------|---|--------|----------|
| | 1 | 2 | 3 | 4 BOCC Meeting 5:00 pm | 5 | 6 |
| 7 | 8 | 9 Committee of the Whole 9:00 AM | 10 | 11 | 12 | 13 |
| 14 | 15 | 16 BOCC Meeting 5:00 pm | 17 Entrecon | 18 Entrecon Pensacola City Council Mtg. 5:30 PM | 19 | 20 |
| 21 | 22 | 23 Pensacola City Council Special Mtg. 9:00 AM | 24 | 25 Happy Thanksgiving! | 26 | 27 |
| 28 | 29 | 30 | | | | |
| | | | | | | |